

Waterproofing wet areas in Hotel Projects and similar commercial use buildings





History of wedi

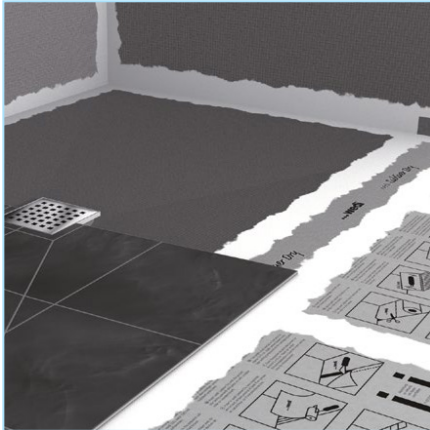
wedi - the specialist and partner in waterproof and directly tileable building panels, customizable shower systems and many more modular design systems made for tile and stone finishes. Founded 36 years ago, the wedi group is still a family owned company today. The quality and innovation leader is today active in 36 countries and works closely with its distribution partners, architects and designers, national builders as well general contractors, providing for all their needs around wet room design and preparation prior to tiling. wedi® product systems are top of the line choice products in the commercial or residential sector, whether it is about new construction or renovation. wedi is particularly active in the hospitality sector. wedi® Shower Systems are the choice product- supporting fast track projects, lean budgeting and logistics, as well as a clean and sustainable

design strategy. The wedi® product system range is characterized by its main features: design diversity, modular simplicity in installation and reliability in application. Contractors value the system components, which are few in number, precisely coordinated to one another and synonymous with rapid and custom-fit assembly. The great feeling of security with regard to technology is integrated: wedi product systems are 100 percent internally waterproof. The company offers a premium-quality service – from architectural education programs, to contractor certification programs in-class and in-field, product knowledge training, to support with outstanding warranty programs.

wedi product benefits

1 Function

All hotels have showers and other wet areas that can be waterproofed and constructed using wedi shower systems before tile is set. From curbed and curbless showers to tub replacement showers, point drain with round or square cover designs or linear drain covers, as well as ADA compliant shower designs, we have options for you.



2 Economy

Complete shower kits put entire assembly under a comprehensive warranty securing a long term investment. The modular character and high prefabrication level of the wedi shower system allows for consistency in cost budgeting, scheduling and ultimately execution of construction with very lean logistics. wedi also offers training and certification as well as continuous consulting during project phases to ensure proper installation.




3 Health

wedi products are inorganic and do not offer any food source for mold, bacteria and mildew. wedi® product systems are made without greenhouse gases and use safely bonded polymeric flame retardants in compliance with REACH for safety in construction and support LEED certification.



4 Safety

The clean installation process of our modular system, which can be modified on-site, does not create dust and noise disturbance comparable to using traditional product, and they do not require application of special OSHA mandated protection and limitations against exposure from dust and silica.



wedi® Fundo Primo

The wedi® Fundo Primo Shower System features a square drain cover point drainage solution for fast and safe renovation and new construction installations. The Primo is internally waterproof due to its wedi XPS foam's closed cell structure and naturally protects against mold or mildew like every wedi XPS foam based product. It is fast and clean to cut to fit custom designs while the level of prefabrication reduces installation time significantly. The shower floor units feature a strong and pre-sloped surface which can be tiled over immediately whether you choose mosaic size or large format tile. Drain unit and drain cover set is always included with each Primo shower floor unit while further optional drain cover designs are available. Pre-sloped extension panels are available so that virtually no limit exists for making any size or shape for custom shower designs happen. The added values offered by Fundo Primo come in the form of many more performance advantages. Naturally, Fundo Primo is insulating keeping surfaces warmer. Especially when compared to traditional mortar bed installations or other currently known methods for building showers such as those including use of sheet – or liquid waterproofing membranes used in an attempt to manage water exposure – wedi Fundo Primo's simplicity and high performance shows.

The installation combines many manual and separate installation steps and materials usually needed into very few. Fundo Primo adds speed, safety and consistency to your installation: measure, possibly cut, thinset to subfloor, connect drain – done. The most unique advantage, however, is the complete and natural core waterproofness of the wedi product and its completeness and range of components that will form an entire assembly system with Fundo Primo engineered to fit and last. It's a true system with full warranty coverage.




wedi® Fundo Riolito neo

wedi's pre-sloped shower bases Riolito neo feature fully factory sealed and integrated linear drainage systems. The base itself is naturally waterproof as well as moldproof, due to its closed cell XPS foam core. The Riolito neo bases come with the wedi typical strong and ready for tiling surface coating. All Riolito neo shower bases can be field modified. They can be cut to size or extended using wedi's pre-sloped Fundo extensions.

The integrated drain in Riolito neo ensures your installation is not exposed to the risk commonly associated with bonding flange design/surface waterproofing installation-type, single drain products. The unique wedi Fundo Riolito neo bases allow water to drain away through a narrow gap between their drains cover plate and the tile surface finish. wedi® Fundo Riolito neo is always equipped with the drain unit but covers are ordered separately. Options for covers include a polished stainless steel version, a double plated brushed stainless steel version, and a tileable version.

Available in 4-way and 2-way or single slope designs with close to the wall drains, wedi® Riolito neo features the industries only factory sealed drain for use in custom shower configurations. What is more, the Fundo Riolito neo is available in one piece shower base panels or as a modular system offering a separate drain module and an extension module to combine and configure custom layouts even easier.





wedi® Fundo OneStep Shower System

The wedi® Fundo OneStep Shower System is a simple installation solution for shower bases. As with all wedi product systems it is internally waterproof. The OneStep is pre-sloped on surface with built-in curb and perimeter walls to secure the perimeter waterproofing needs. The product is designed to allow for absolute fast track installations and it's use eliminates the many different steps and products involved in traditional mortar bed or semi pre-fabricated sheet – or liquid membrane system installations.

Fundo OneStep is available in several standard sizes to fit predetermined shower stalls, featuring centered and off-centered drain location options. Fundo OneStep is available in custom sizes including custom drains, upon request. Fundo OneStep can be directly tiled over upon installation and there is no limitation to the size of tile or type of tile and cement based tile setting materials selected.

Fundo OneStep is available with select drain cover options. Due to the precise slope fields of the Fundo OneStep, large or small format tile may be used. Within each slope field the tile will be fully supported over an even yet sloped surface. Where slope fields meet, grout lines should be designed when using tile larger than 4" x 4" as these should not span across two slope fields.

The OnesStep bases can be installed in combination with wedi® Building Panel or with alternative tile backer boards, such as cement boards, if these are topically waterproofed in the field. Notably, the wedi® OneStep does not require structural support through mortar fills or beds under the base, as do many "tileable" plastic, fiberglass or composite material made bases. Neither does Onestep require the use of epoxy tile adhesives when setting tile and as is common with those other, alternative shower products.



wedi® Fundo Ligno

Homeowners and builders increasingly favor shower spaces which can function without a curb or would not require any build up over existing floor areas resulting in a step up into the shower and are likely to appreciate the same benefit when staying at a hotel. One important reason for this trend is: easier and safer access to the shower for older and/or physically disabled persons, but it also creates a noticeably more integrated and seamless transition into shower spaces which is aesthetically pleasing to all users. While this trend offers great design and business opportunities it also presents technical challenges which cannot be overcome by many conventional shower installation methods or products. Main challenges are safe recessing of a sloped shower base into an existing structural floor for a flush transition and the extension of waterproofing from shower area into surrounding floor areas no longer protected by a curb keeping water inside the shower area. To address all challenges for tile professionals, wedi engineered the Fundo Ligno, a sloped shower base $\frac{3}{4}$ " thin at its perimeter and available in various sizes. The Ligno can be field modified. The installation within a $\frac{3}{4}$ " plywood structure requires no cutting into joists. Load-bearing plywood is simply re-installed between floor joists and over the wedi® recess kit bracket system. This guarantees a full support and protection of the tiled surface. Over concrete floors, Ligno's profile is ideal to connect flush with self-leveling cement screeds. In both cases, this design guarantees a full support. The wedi typical strong cement based, reinforced surface is pre-sloped, directly tileable with large or small format tile. Ligno interlocks with wedi® Building Panel used as waterproof backer board on walls as well as interlocks flush with a surrounding floor, if the bathroom floor requires an underlayment with built-in waterproofing and/or insulation properties supporting the effectiveness and efficiency of electric floor warming systems. Optionally, waterproofing connections to floors can be made using wedi® Subliner Dry Sheet waterproofing membrane. Both options offer a complete and professional system installation, often in combination, and resulting in a fully warranted wet area design.





ADA Solutions for hotels

Whether it is in new construction projects, additions or renovations, showers can be quickly and safely installed or re-designed for ADA and barrier free access shower spaces using wedi. Low profile, easily recessed shower systems like wedi® Fundo Ligno operate without curbs. Also available are wedi's ADA compliant ramps, which connect to wedi® Primo shower systems. All wedi® shower system models come in a variety of sizes allowing larger spaces for more freedom of unobstructed movement and use. Once tiled, the wedi products perform well under heavy point loads resting on smaller tile, such as from a wheelchair. Seats, benches, recess niches for shampoo and utensils are offered in great design variety and allow to build-in much comfort and functionality.

Customizing showers and steam showers/rooms based on your design ideas

wedi® shower systems can be used beyond showers and are ideal when designed as steam showers and used with the wedi® Vapor 85 Building Panels on walls and ceiling, as well as one of the many wedi® Fundo shower base models. The entire product design and assembly is designed to withstand water as well as water vapor safely. Custom designs of showers and steam showers, large and small, can be built-in the field as well as custom ordered. Custom ordered steam rooms and showers are made to design specification in almost any shape or form, and are delivered in a modular kit - ensuring safe installation and function , but also unmatched speed in installation without the need of massive logistics. Here too, wedi can offer a full system warranty for your project from base to ceiling.

All that is needed is your design and creativity- and wedi will support the next steps from drawing board to delivery and installation support on-site.



Shower accessories


1 Niches

The perfect fit for all your shower necessities, our niches install quickly and safely, and integrate flush into the wall panel assembly with wedi fasteners and wedi sealant. Shelves, included in some models, are flexible and can be installed exactly where they will fit your design best.




2 Curbs and ramps

Available in several options for shower entry designs where transitions are required, wedi® curbs and ramps can be installed with wedi Fundo shower bases, as well as conventional mortar bed systems.



3 Shower seats and benches

wedi® prefabricated shower seats and benches install much quicker and easier than metal tray or concrete seats. They bond well to thinset mortar and are 100 % waterproof due to the extruded polystyrene closed cell foam core.



References



San Diego Hilton
(San Diego, California 2019)

Complete renovation of 346 shower units within this luxury Hilton Mission Bay resort.



San Antonio Marriott Riverwalk
(San Antonio, TX 2014-2015)

Renovation of 500+ complete shower units and tub surround in a 33 story luxury hotel.



Sheraton Los Angeles San Gabriels
(San Gabriel, CA 2017)

New construction of 174 full linear drain shower systems in this luxury hotel located in the heart of Los Angeles.



Bryan Baeumler, Canadian HGTV show host and wedi® Brand Ambassador

Did you know?

Great quality installation results depend on not only having great products to use – the Know-How and Experience in how to use them is key too. wedi® trained and certified all Baeumler Quality Construction installers in my team and now they fully know and appreciate what they can achieve with wedi. This educational service is offered to all professional contractors of all trades and wedi's local Technical Sales Support Managers come out on site and install with you when you do your first wedi shower installation. Your peace of mind – at no charge. Just a call away!

wedi is a proud member of:



wedi-quality and performance certified by:



Serving USA, Canada, Australia & New Zealand



wedi Virtual Factory Tour
Find product suppliers, specs
and videos on **wedicorp.com**

877-933-WEDI (9334)



Like us on
Facebook



Follow us
on Instagram



Tweet us
on Twitter



Learn about us
on YouTube